



Flight list		MJ comments	
<p>It would help to be clear on the announcement order, which I assume this is not in? Or if it is, this probably needs reviewing!</p>			
Tab Index	Check where the tab index takes the user. Especially 7 day calendar where it should not open but read the label	?	
Page Title	<p><title>British Airways – Choose your flights</title> New Page title if required</p>	<p>The progression bar stages should probably be the page titles, right? So this page should be “1 Dates and flights”. You could make it more helpful as:</p> <p>Step one. Choose the dates and times of your flights.</p> <p>And continue this approach across each stage (e.g. “Step two. Review and confirm the price” etc.)</p>	
Inbound & Outbound Landmarks	<p>All bounds including individual journeys within bounds would have Aria role tags. Example: Skip to Inbound from Outbound.</p> <p>For Stopovers: We’ll have a summary on the top with specific bound information within sections.</p>	?	
“Change” Link	<p>London – Madrid Mon 18 Nov 2015 change</p>	<p>Link that allows user to change search criteria. Need a label</p>	Change your search



<p align="center">Complementary Links Grouping Availability, RFS and OFF-PEAK Links</p> <p>Group Header for all of these links so a user knows where to put them in memory and how to apply them (A tag to define a landmark so users can revert to this section from within flight information)</p>		<p>Helpful links. Check other ways to find availability, learn more about Reward Flight Saver and off-peak days.</p>
	<p>More Availability Icon Need Text alternate to font icon</p>	<p>Calendar icon.</p>
<p>More Availability Block</p>	<p>Concise summary + a skip link so a user can skip without getting details – Especially when it repeats for all bounds and stopovers</p>	<p>Other ways to find availability.</p>
<p>More Availability Link 1</p>	<p>– more British Airways availability on this route Need to have a label simplifying what this link will do for the user</p>	<p>Use link wording .</p>
<p>More Availability Link 2</p>	<p>– more availability around the world Need to have a label simplifying what this link will do for the user</p>	<p>Use link wording.</p>
	<p>Reward flight saver Text alternate to font icon</p>	<p>Reward Flight Saver symbol.</p>

Reward Flight Saver Block	Concise summary + a skip link so user can skip without getting details Especially when it repeats for all bounds and stopovers Example: Reward Flight Saver: What is it?	What is Reward Flight Saver?
Reward Flight Saver Link	– Learn more (when a user tab through “Learn more” wouldn’t make any sense) Needs a label. Explain where this takes the user.	Learn more about Reward Flight Saver flights.
<div style="border: 1px solid red; padding: 2px; display: inline-block;">OFF-PEAK</div> label	This is a text label Reader should at least say “OFF PEAK DAYS”	Off-peak day indicator.
<div style="border: 1px solid red; padding: 2px; display: inline-block;">OFF-PEAK</div> Block	OFF-PEAK LABEL Concise summary + a skip link so user can skip without getting details Especially when it repeats for all bounds and stopovers You are getting this because your flight includes BA /and or Iberia watch out for off-peak days for max savings.	What is an off-peak day?
<div style="border: 1px solid red; padding: 2px; display: inline-block;">OFF-PEAK</div> Link	- British Airways Calendar and Iberia Calendar Needs a label explaining what to expect from these links.	Calendar of British Airways peak and off-peak dates Calendar of Iberia peak and off-peak dates
	Note: Can be tricky as we have both blocks going to the same calendar so we need to provide context and within calendar tell the user that he gets off-peak days and availability for BA	

<p style="text-align: center;">7 Day Calendar</p> <p>Tell the user that it's a 7 day calendar providing 7 days' worth of navigation with forward and back buttons</p> <p>(Navigation: It would be helpful to have a shortcut key or a role tag for navigation which a user can reference or fall back whenever they want)</p>	<p>I can't imagine how this will work but don't think it makes sense to describe this linearly. The previous and following dates are only relevant in the context of the currently selected day – which means you have to start in the middle! Something along the lines of:</p> <p>Showing availability for Monday 18 November. Flights available.</p> <p>And then something like:</p> <p>Hear a seven-day summary of availability.</p> <p>Friday 15 November. This is an off-peak day. Check availability. [what does this mean?]</p> <p>Saturday 16 November. No availability. Sunday 17 November... etc.</p> <p>A couple of other thoughts:</p> <ul style="list-style-type: none"> • Should we announce "this is a peak day" where relevant? • What does "check availability" mean? Why can't we say if there is availability or not? If we don't know, the description should be a bit more honest! 	
<p>7 day calendar</p>	<p>Summary Summary + Tab Index</p>	

7 Day Calendar Tabs and Days	Day 1: Friday 15, Off-peak day , check for availability Instead of Fri reader should say Friday and instead of Nov it should say November. Press Enter to search for flights on this day. Instead of Tab can the reader say Day 1.	
7 Day Calendar Tabs and Days	Day 2: Saturday 16 th November, Not available,	
7 Day Calendar Tabs and Days	Day 3: Saturday 17 th November, Selected date	
7 Day Calendar Tabs and Days	Navigation Buttons Forward button: "Press Enter to load the next 7 days"	
Available data heads	Data heads and weather you wish to sort this data	
Flight Information table Header Summary Label telling the user you have entered flight information		<i>I'm not sure how much context we need to give to these labels. My instinct is to provide as much as possible...</i>
Outbound direct flights	Label	Outbound direct flights – London to Madrid on Monday 18 November.
Airline logo	Alt tags required British Airways flights	

<p>Flight Summary For the entire row</p>	<p>Option 1</p> <p>British Airways Departure: 14th April at 06:15 from London Heathrow</p> <p>Arrival: 14th April 10:15 at Madrid</p> <p>Total journey time is 8hours</p> <p>Economy Available/Unavailable</p> <p>At the moment screen reader does not look at any contextual information and when it reads out abbreviations like CDG it does not provide a link. We have used abbreviations to save space and provide a tooltip for complete names. For Accessibility users we can actually provide a full label; Charles de Gaulle or Madrid instead of MAD</p>	<p>As a summary, I would suggest:</p> <p>Flight 1. Departs 06:15 on 18 November from London Heathrow. Arrives 10:15 on 18 November at Madrid. Total journey time is 8 hours. This is a Reward Flight Saver flight.</p>
<p>Individual Flight Details</p>	<p>Contextual Labels/ Headers for Individual sections / columns</p> <p>We need individual headers/groupings to make sense of random data thrown at the user within flight information</p> <p>Time: 6:15 Day:14 Apr From and To</p> <p>Cabins: Availability</p> <p>Need to associate Availability / Non Availability with cabins so users know which cabins are available with every occurrence. Similar to calendars where dates need to reference a day.</p> <p>At the moment the reader does not provide this context. It only says Radio Available without telling the user which Cabin.</p>	<p>?</p>

	<p>It should skip “radio” and say “Select /Enter to select” Economy Available</p> <p>(In scope for Dec release)</p>	
<p>Supplementary Logo Icons /Speedmarque</p>	 <p>Hidden for Accessibility users as its supplementary</p>	
<p>Flight information Icons / Labels</p> 	<p>Helpful labels and helper text for RFS and OFF-PEAK</p> <p>Example: This flight is eligible for Reward Flight Saver and OFF PEAK savings</p> <p>If a user presses enter at this point we can read the text above</p>	<p>This is a Reward Flight Saver flight.</p> <p>This is an off-peak flight.</p>
<p>Flight Information Seats Availability</p>	<p>3 seats left</p> <p>When it talks about Cabin availability the reader should highlight how many seats left</p>	

Inbound Same as above		
Shopping Basket Summary of what to expect in the basket (role/access point defined for shopping basket so people can access the basket from the top)		
Shopping basket Outbound	Summary User selection in a sentence	Summary of your selected flights. (Please factor in something along the lines of: you have not selected any flights yet/you have not selected an inbound flight yet.)
Inbound	Summary User selection in a sentence	Same as with the row summary, e.g. Outbound. Departs 06:15 on 18 November from London Heathrow. Arrives 10:15 on 18 November at Madrid.
Total Price	Total price including taxes fees and charges Avios + Money	
Total Price	More Price options Enter if you want to know more, opens up the tool tip	
Start Again Button	Secondary Link What this would do	Something like this? Abandon this journey and start a new search.

Continue Button	Where this should take you be it Stopover it would take you to Inbound etc.	Continue to step 2, review and confirm the price. (Or whatever the title of the page ends up being.)
------------------------	---	--

Outbound

London – Madrid

Mon 18 Nov 2015 | [change](#)

More availability – see [more British Airways availability on this route](#) or search for [more availability around the world](#)

Reward Flight Saver – choose these flights both ways to pay a reduced fee instead of taxes, fees and carrier charges. [Learn more](#)

OFF-PEAK **Off-peak days** – these days give the cheapest Avios prices on British Airways and Iberia. View the [British Airways calendar](#) and [Iberia calendar](#) to check off-peak days.

Fri 15 Nov OFF-PEAK Check availability	Sat 16 Nov No availability	Sun 17 Nov Check availability	Mon 18 Nov Flights available	Tue 19 Nov OFF-PEAK Flights available	Wed 20 Nov OFF-PEAK Flights available	Thu 21 Nov OFF-PEAK Check availability
--	-------------------------------	----------------------------------	--	--	--	---

Departs	Arrives	Flight	Economy	Business class
Outbound direct flights				
BRITISH AIRWAYS				
06:15 14 Apr LHR	10:15 14 Apr MAD	British Airways - BA0017 8h 00m journey time	<input checked="" type="radio"/> Selected	<input type="radio"/> Available 3 LEFT
06:15 14 Apr LHR	10:15 14 Apr MAD	British Airways - BA0015 8h 00m journey time	Not available	<input type="radio"/> Available
06:15 14 Apr LHR	10:15 14 Apr MAD	British Airways - BA0019 8h 00m journey time	<input type="radio"/> Available	<input type="radio"/> Available 6 LEFT
IBERIA				
06:15 14 Apr LHR	10:15 14 Apr MAD	Iberia - IB0017 8h 00m journey time	<input type="radio"/> Available	<input type="radio"/> Available 1 LEFT
09:15 14 Apr LHR	18:15 14 Apr MAD	Iberia - IB0015 8h 00m journey time	Not available	<input type="radio"/> Available
14:15 14 Apr LHR	22:15 14 Apr MAD	Iberia - IB0010 8h 00m journey time	<input type="radio"/> Available	<input type="radio"/> Available

Inbound

Madrid – London

Mon 18 Nov 2015 | [change](#)

More availability – see [more British Airways availability on this route](#) or search for [more availability around the world](#)

Reward Flight Saver – choose these flights both ways to pay a reduced fee instead of taxes, fees and carrier charges. [Learn more](#)

OFF-PEAK **Off-peak days** – these days give the cheapest Avios prices on British Airways and Iberia. View the [British Airways calendar](#) and [Iberia calendar](#) to check off-peak days.

Fri 15 Nov OFF-PEAK Check availability	Sat 16 Nov No availability	Sun 17 Nov Check availability	Mon 18 Nov Flights available	Tue 19 Nov OFF-PEAK Flights available	Wed 20 Nov OFF-PEAK Flights available	Thu 21 Nov OFF-PEAK Check availability
--	-------------------------------	----------------------------------	--	--	--	---

Departs	Arrives	Flight	Economy	Business class
Outbound direct flights				
BRITISH AIRWAYS				
06:15 14 Apr LHR	10:15 14 Apr MAD	British Airways - BA0017 8h 00m journey time	<input checked="" type="radio"/> Selected	<input type="radio"/> Available

Availability Calendar		
Page Title	<p><title>British Airways - Display Calendar</title> Change the title to something more appropriate</p>	<p>British Airways availability calendar</p> <p>Ideally, this should be the page title and the H1, swapped with 'choose your travel dates'.</p>
Choose your Travel dates	<p>H1: Choose Travel dates Can read: Choose Outbound and Inbound travel dates</p>	
<p>Summary: Even though a user is expecting a calendar on this page and more precisely a bound specific calendar we are offering a <i>Change your search pod</i> and starting with <i>Outbound journey 1</i>. So we need to provide a quick summary providing what to expect and skip links for outbound and Inbound.</p>		
Tab Index	<p>The tab index should go to the calendar first and then the "Change your search" pod. In fact the change your search POD should only be allowed access if the user wants more of it. Because it is there for support, as and when required.</p>	

<p>Heading</p>	<p>British Airways Availability Calendar</p> <ul style="list-style-type: none"> • Tell the users that you will find availability and off-peak days on this calendar. • Also re-enforce to expect Outbound first then Inbound if the user has both and even if the link was clicked from Inbound. 	
<p>Inbound & Outbound Landmarks</p>	<p>All bounds including individual journeys within bounds would have Aria role tags. Example: Skip to Inbound from Outbound.</p>	
<p>Heading</p>	<p>Outbound: London - Madrid Summary: Outbound Flight London to Madrid (instead of London hyphen Madrid) Skip Link: If a user doesn't need this then he can skip this section.</p>	
<p>Legends / Keys</p>	<p>Off-peak and Peak days Summary: "This Journey qualifies for off-peak days. Please watch out for our off-peak days for maximum savings." OFF-PEAK DAYS: One liner</p>	<p>Is the key relevant to a screen reader? The indicators are entirely visual, therefore we will have to announce each day as peak or off-peak and therefore a key is redundant.</p> <p>This is an off-peak day. This is a peak day.</p> <p>Is it possible to reach this point and not know what peak and off-peak days are? If so, why don't we explain in the desktop design!?</p>

<h2>Calendar</h2> <p>Summary: To inform the user that the calendar is about to start</p>									
<p>Calendar</p>	<p>Skip Link: User should be able to skip to the next month instead of going through all months and days</p> <p>May June – Next Previous</p>	<p>As calendars can start half-way through a month or finish off half-way through a month the links need to be something like:</p> <p>Check for availability on earlier dates. Check for availability on later dates.</p>							
<p>Calendar Dates / Days</p>	<p>Reader should read: Year (once)</p> <p>Saturday 16 Peak Day No flights available</p> <p>Sunday 17 Off-Peak Day Flights Available</p> <p>Hidden: After the year the screen reader should skip to days instead of going through the row reading out Fri, Sat, Sun which provides no meaning.</p> <table border="1" style="width: 100%; text-align: center; background-color: #4a7ebb; color: white;"> <tr> <td>Sun</td> <td>Mon</td> <td>Tue</td> <td>Wed</td> <td>Thu</td> <td>Fri</td> <td>Sat</td> </tr> </table> <p>Unavailable dates At the moment reader doesn't provide unavailable dates we need the reader to cover all available and unavailable dates so there are no missing numbers.</p>	Sun	Mon	Tue	Wed	Thu	Fri	Sat	
Sun	Mon	Tue	Wed	Thu	Fri	Sat			

Calendar Off-peak days	Filter: In future: Users should be able to filter results to provide only peak or off-peak days.	
Heading: Inbound: London - Madrid Repeat all of the above		
Change your search POD	Need to define a role/ Landmark for this POD It is only available if required. Before going to the buttons the reader can prompt about this POD. We can offer this In the summary as well if we can have a shortcut key to invoke this	
Change your search POD	Needs to be covered separately for Accessibility requirements	
Buttons	Back to Flight list, Start Again, Continue Start with Primary Action for tabs and readers. This is not possible since AA compliance requires left to right I have a feeling this should be presented in the beginning as well as Skip to Link so people who want to go back and preserve their selection can use this. If they use browser back button their selected flights may be lost.	Back to flight list should be back to <title> of previous page. Start again should be consistent with the flight list page button (e.g. Abandon this journey and start a new search.)
Buttons	Continue (Primary button) Explain what Continue would do in the following cases; 1) BA Availability 2) Iberia Dates 3) Stopover	Does continue always take you back to the flight list page? In which case, continue is a pretty poor description and the 'back to flight list' button could be misconstrued as the 'continue' button if it's announced first. You probably need to distinguish these in some way like: Return to the previous page

		Confirm these dates and continue
--	--	----------------------------------

Choose your travel dates

i If there's no availability on your chosen dates you can:

- search a different travel class or change your dates
- choose to book with money

Change your search

From: LON

To: [Where we fly](#)
PAR

Depart: 30/05/15

One way only

Return: 24/07/2015

Class: **i**
Economy

Adults (12+): 1 | Child (2-11): 0 | Infants (0-2): 0

Search >

Other options

- [Book with money](#)
- [Book and upgrade with Avios](#)

British Airways - Availability calendar

Outbound: London - Madrid

Off-peak days Peak days

< **May 2015**

Sun	Mon	Tue	Wed	Thu	Fri	Sat
						16
17	18	19	20	21	22	23
24	25	26	27	28	29	30
31						

June 2015 >

Sun	Mon	Tue	Wed	Thu	Fri	Sat
	1	2	3	4	5	6
7	8	9	10	11	12	13

Inbound: Madrid - London

Off-peak days Peak days

< **July 2015**

Sun	Mon	Tue	Wed	Thu	Fri	Sat
					10	11

Off-peak calendar for connecting flights		
Page Title	<title>Off-peak fare calendar</title>	Calendar of peak and off-peak dates
Role of this calendar	<p>Please inform the user about the role of this calendar. As this is no ordinary date picker.</p> <p>Example: This calendar only provides peak and off-peak date information. If you like an off-peak date please make note and use it on your flight list page.</p>	Use this calendar to check the dates of peak and off-peak periods on British Airways and Iberia.
<p style="text-align: center;">Navigation Summary</p> <p style="text-align: center;">Based on your qualification we have BA and Iberia calendars available for you</p>		
BA /IB Tabs	Need to provide an ID, Skipto link so user can flick between the two tabs if there are more than one.	
Legends / Keys	<p>Off-peak and Peak days</p> <p>Summary: "This Journey qualifies for off-peak days. Please watch out for our off-peak days for maximum savings."</p> <p>OFF-PEAK DAYS: One liner</p>	As per previous comment, the key is irrelevant to a screen reader.

<p>Calendar</p>	<p>Skip Link: User should be able to skip to the next month instead of going through all months and days</p> <p>May June – Next Previous</p>	
<p>Calendar Dates / Days</p>	<p>Reader should read: Year (once)</p> <p>Saturday 16 Peak Day</p> <p>Sunday 17 Off-Peak Day</p> <p>Hidden: After the year the screen reader should skip to days instead of going through the row reading out M,T,W,T,F</p> <p>M T W T F S S</p>	<p>Month as well. I don't think you need to repeat 'day' each time.</p> <p>e.g.</p> <p>May 2015 Monday 1 Peak</p> <p>Tuesday 2 Off-peak</p>
<p>Close Button</p>	<p>Read: Close this window or Back to Flight list</p>	<p>'Close window' probably not appropriate to a reader. Return to <title> of previous page?</p>

Off-peak fare calendar

Find cheaper off-peak days throughout the year and save Avios on flights with British Airways, Iberia, their franchises and subsidiaries.

British Airways Iberia

Off-peak days Peak days

< June 2015 >

M	T	W	T	F	S	S
1	2	3	4	5	6	7
8	9	10	11	12	13	14
15	16	17	18	19	20	21
22	23	24	25	26	27	28
29	30					

July 2015 >

M	T	W	T	F	S	S
		1	2	3	4	5
6	7	8	9	10	11	12
13	14	15	16	17	18	19
20	21	22	23	24	25	26
27	28	29	30	31		

Close

Price Quote Page		
<p style="text-align: center;">Avios Price Options</p> <p style="text-align: center;">This section needs to be a skipto / landmark which users can reference from other parts of the page</p>		<p>Don't forget my Avios total, which appears in the title bar.</p>
<p>Avios Options/ Ladder</p>	<p>Instead of providing radio selected 9000 Avios + £65</p> <p>Can the reader state</p> <p>Selected option : 9000 Avios + £65 Select available option : 8000 Avios + £85 Select available option : 9000 Avios + £95</p> <ul style="list-style-type: none"> <input checked="" type="radio"/> 9000 Avios + £ 65.51 <input type="radio"/> 8000 Avios + £ 75.51 <input type="radio"/> 7200 Avios + £ 85.51 <input type="radio"/> 6600 Avios + £ 95.51 <input type="radio"/> 5600 Avios + £ 105.51 <input type="radio"/> 5000 Avios + £ 115.51 	
<p>Price Breakdown POD</p>	<p>This table needs a title for users as it may start abruptly after Avios Price options?</p> <p>Reader should read the column head first and then the value for the first</p>	<p>Your price breakdown</p>

row.

When reader cursor goes to the asterisk within “taxes fees...” it should reference the asterisk in the footer. User should not wait to go through the entire content to read out the corresponding text.

	Avios per person	Price per person	Taxes, fees and carrier charges* per person	Inclusive total
1 Adult	19500	£ 0.00	£ 73.41 ⓘ	£ 73.41
Total				19500 Avios + £ 73.41

* The price of your ticket may include a carrier imposed charge per flight levied by the carrier.
[More details](#)
[Conditions of carriage](#)

Price Breakdown POD – Links

“More details” link have no meaning for all users alike. Need to provide a label defining where this takes you?

“Conditions of carriage” link requires a label explaining what this is about.

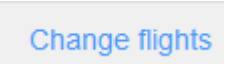
More details – Learn more about the government taxes and fees and carrier charges included

Conditions of Carriage – Our standard Conditions of Carriage apply to this journey


Your Flights POD

This table requires column heads as people cannot make anything without reference or labels?

Outbound - Friday 22 May 2015						
06:50 22 May	09:05 22 May	Heathrow (London)	Orly (Paris)	BA0332	British Airways	Euro Traveller

<p>Your Flights POD - Link</p>	<p>Change flights link can have a label. Example “Not happy with your flights. Press to change your flights”</p> 	<p>Change these flights</p>						
<p>About your flights POD</p>	<p>Can we have column heads followed by column values as in calendars.</p> <p>Example: Outbound <u>Flight</u> - Heathrow London to Madrid</p> <table border="1" data-bbox="389 695 1375 895"> <thead> <tr> <th data-bbox="389 695 607 730">Flight</th> <th data-bbox="607 695 1375 730">Fare conditions</th> </tr> </thead> <tbody> <tr> <td colspan="2" data-bbox="389 730 1375 778">Outbound</td> </tr> <tr> <td data-bbox="389 778 607 895">Heathrow (London) to Madrid</td> <td data-bbox="607 778 1375 895"> <p>This is an off-peak flight</p> <ul style="list-style-type: none"> • Time/date changes permitted up to 24 hours before your first flight, subject to availability, for a service fee. • If you change from an off-peak date to a peak date, you will need to pay additional Avios. </td> </tr> </tbody> </table>	Flight	Fare conditions	Outbound		Heathrow (London) to Madrid	<p>This is an off-peak flight</p> <ul style="list-style-type: none"> • Time/date changes permitted up to 24 hours before your first flight, subject to availability, for a service fee. • If you change from an off-peak date to a peak date, you will need to pay additional Avios. 	
Flight	Fare conditions							
Outbound								
Heathrow (London) to Madrid	<p>This is an off-peak flight</p> <ul style="list-style-type: none"> • Time/date changes permitted up to 24 hours before your first flight, subject to availability, for a service fee. • If you change from an off-peak date to a peak date, you will need to pay additional Avios. 							
<p>About your flights POD - Links</p>	<p>Service fee Need to inform the user where this link takes them</p> <p>Terms and Conditions Need to have a contextual jump to link so users can access that there and then</p>							

<p>Your Baggage Allowance – Show Hide</p>	<p>By default the show /hide is collapsed. Need to provide a label for the Show link. Example: Enter to show details about your Baggage Allowance</p> <p>Link: Baggage Essentials</p> <p>Define what is covered within Baggage Essentials as it is a broad term</p>	
<p>More Information About your flights – Show Hide</p>	<p>By default the show /hide is collapsed. Need to provide a label for the Show link. Example: Enter to show details about your Baggage Allowance</p>	
<p>Donate Section</p>	<p>More Information Link Requires a label for users tabbing providing information where this link takes you</p> <p>Donation Options</p> <p>With radios the reader can say</p> <p>Selected option : No thanks Select Option : £2 Select option: Other Amount. Please enter a value</p>	

<p>Terms & Conditions</p>	<p>Dangerous goods sign images are of no use as they have corresponding labels which should be read by the reader. Hence the images can be hidden.</p>  <p>Acids</p> <p>Link: Passed to government authorities : needs to be clear as its part of a sentence</p>	
<p>Terms & Conditions</p> <p>Consent</p>	<p>The red asterisk means nothing to readers or users please add a label that is required.</p> <p>Additionally we can add:</p> <p>Press Enter to accept our terms and conditions</p> <div data-bbox="383 948 987 1027" style="border: 1px solid yellow; padding: 5px;"><p>* I agree to the terms and conditions <input checked="" type="checkbox"/></p></div>	

Your price quote

Avgos price options Your Avgos: 00.000,000 Your Household Avgos: 00.000,000

How many Avgos do you want to use for your flight?
● 6000 Avgos + € 65.51
○ 6500 Avgos + € 76.51
○ 7200 Avgos + € 85.51
○ 6000 Avgos + € 96.51
○ 6500 Avgos + € 108.51
○ 7000 Avgos + € 115.51

	Avgos per person	Price per person	Taxes, fees and carrier charges* per person	Inclusive total
1 Adult	10500	€ 0.00	€ 73.41	€ 73.41
Total: 19500 Avgos + € 73.41				

* The price of your ticket may include a carrier imposed charge per flight issued by the carrier.

[More details](#)

[Conditions of carriage](#)

i Details of your baggage allowance and any applicable charges are lower down this page.

Your flights

Outbound - Friday 22 May 2015							
04:50	23 May	09:05	22 May	Heathrow (London)	Orly (Paris)	BA0152	British Airways Euro Traveller
Inbound - Sunday 28 June 2015							
06:15	28 Jun	08:30	28 Jun	Orly (Paris)	Heathrow (London)	BA0331	British Airways Euro Traveller

[Change flights](#)

About your flights

Flight	Fare conditions
Outbound	
Heathrow (London) to Madrid	This is an off-peak flight. <ul style="list-style-type: none">• Timetable changes permitted up to 24 hours before your first flight, subject to availability, for a service fee.• If you change from an off-peak date to a peak date, you will need to pay additional Avgos.
Madrid to Seville	This is a peak flight. <ul style="list-style-type: none">• Timetable changes permitted up to 24 hours before your first flight, subject to availability, for a service fee.• If you change from a peak date to an off-peak date, you will be refunded the difference in Avgos.
Inbound	
Seville to Gatwick (London)	This is an off-peak flight. <ul style="list-style-type: none">• Timetable changes permitted up to 24 hours before your first flight, subject to availability, for a service fee.• If you change from an off-peak date to a peak date, you will need to pay additional Avgos.

Refer to the [fares](#) and [Conditions](#) below for details.

[Your baggage allowance](#) show +

[More information about your flights](#) show +

Donate



Changing Lives: One Child at a Time

Flying Start is our global charity partnership with Comic Relief UK. Together we aim to transform the lives of children living unimaginably tough lives in the UK and around the world.

£2 could feed a child orphaned by HIV/AIDS in Kenya for one day.

[More information](#)

Flying Start in support of Comic Relief, registered charity 282082 (England/Wales), 30023778 (Scotland).

Donate to Flying Start

No thanks

£2

£5

£10

Other amount:

[Add to basket](#)



Climate action

Join us in acting on climate change by supporting local renewable energy projects in the UK.

Our climate action plan also includes introducing fuel-efficient aircraft, developing low-carbon hotels and caring for tough new international sites on aviation CO₂.

[More information](#)

All donations will be paid to Pure the Clean Planet Trust (Registered Charity No. 1113240).

Donate to UK climate projects

No thanks

£5

£10

£15

Other amount:

[Add to basket](#)

Terms and conditions

* Avgos quotes shown are applicable to the class and route selected.